

High strength, stiff vibration damping material

**SQUAREGRIP SG**

**Colour:** Green

**Description**

High strength, stiff vibration damping materials for machinery needing stiff vibration damped support with minimum machine movement.

**Construction**

Moulded from high grade nitrile rubber re-inforced with fine cotton and polyester fibres to increase strength and stiffness

**SG 6, SG 15 Treaded both sides**

for maximum friction grip to floor and machine, allowing in many cases for a free standing installation. Tread allows surface irregularities to be absorbed. Tread seals contact surfaces from ingress of oil and other liquids.

**Applications**

Machine tools, Printing machinery, Textile machines, Structural damping of machinery.

**P1 Variants**

**SG 5 P1 SG 15 P1** Tread one side, plain one side

**SG 2 P2, SG 5 P2, SG 14 P2 No tread both sides for higher loadings.**

**Applications**

Machines requiring some damping and high support stiffness e.g. Lathes, Machining centres, Long bed machines, Structural damping

**Long Term:** Low creep, maintains vibration damping properties over long periods

**Oil and Chemical Resistance**

Excellent, full chemical resistance table available on request.

**Natural Frequency Range:** High


**Working Temperature Range:** °C: -30 to + 120

**Standard Sheet Sizes:**


1000 x 500 mm

500 x 500 mm plus Strips and Pads

Cut with circular saw or bandsaw. Drill or punch holes



Squaregrip SG treaded both sides



Squaregrip SG P2 no tread

Squaregrip SG			SG 5	SG 8	SG 15	SG 25	SG 5P1	SG15P1													
Static Compression Modulus	Ecs	N/mm <sup>2</sup>	18	37	37	60	18	37													
Specific Spring Constant	SSC	N/mm/mm <sup>2</sup>	3.60	4.63	2.47	2.40	3.60	2.47													
Thickness	T	mm	5	8	15	25	5	15													
Damping	C/Cc		0.16	0.16	0.16	0.16	0.16	0.16													
Coeff. of Friction (dry)			0.8	0.8	0.8	0.8	0.8	0.8													
Hardness Shore A	IRDH A	+/- 3	90	90	90	90	90	90													
Ratio Dyn to Static Modulus	D		4	4	4	4	4	4													
Maximum Static Press. Msp	Msp	N/mm <sup>2</sup>	1.5	1.5	1.5	1.5	1.5	1.5													
Maximum Static Press. Msp	Msp	kg/cm <sup>2</sup>	15	15	15	15	15	15													
Maximum Overload Pressure	MOP	N/mm <sup>2</sup>																			
<b>Static Loading Pressure</b>																					
	MPa	N/mm <sup>2</sup>	kg/cm <sup>2</sup>	fsv	fdv	d	fsv	fdv	d	fsv	fdv	d	fsv	fdv	d	fsv	fdv	d			
	0.10	0.10	1	95	191	0.03	108	216	0.02	79	158	0.04	78	156	0.04	95	191	0.03	79	158	0.04
	0.25	0.25	2.5	60	121	0.07	68	137	0.05	50	100	0.10	49	99	0.10	60	121	0.07	50	100	0.10
	0.50	0.50	5	43	85	0.14	48	97	0.11	35	71	0.20	35	70	0.21	43	85	0.14	35	71	0.20
	0.75	0.75	7.5	35	70	0.21	40	79	0.16	29	58	0.30	28	57	0.31	35	70	0.21	29	58	0.30
	1.00	1.00	10	30	60	0.28	34	68	0.22	25	50	0.41	25	49	0.42	30	60	0.28	25	50	0.41
	1.25	1.25	12.5	27	54	0.35	31	61	0.27	22	45	0.51	22	44	0.52	27	54	0.35	22	45	0.51
	1.50	1.50	15	25	49	0.42	28	56	0.32	20	41	0.61	20	40	0.63	25	49	0.42	20	41	0.61

**This information is for guidance only**

Vertical		
Static Natural Frequency	Hz	fsv
Dynamic Natural Frequency	Hz	fdv
Static Deflection	mm	d

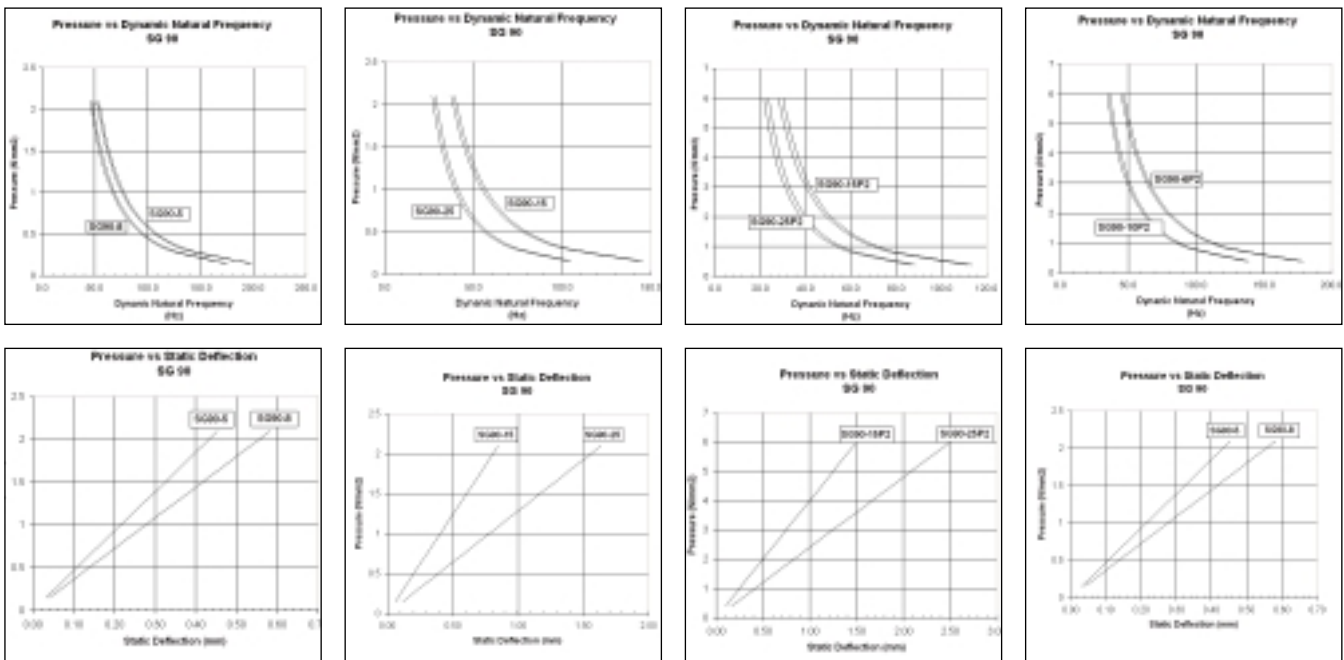
Squaregrip SG P2			SG 2P2	SG 6P2	SG 10P2	SG 15P2	SG 25P2
Static Compression Modulus	Ecs	N/mm <sup>2</sup>	60	60	60	60	60
Specific Spring Constant	SSC	N/mm/mm <sup>2</sup>	30.00	10.00	6.00	4.00	2.40
Thickness	T	mm	2	6	10	15	25
Damping	C/Cc		0.16	0.16	0.16	0.16	0.16
Coeff. of Friction (dry)			0.8	0.8	0.8	0.8	0.8
Hardness Shore A	IRDH A	+/- 3	90	90	90	90	90
Ratio Dyn to Static Modulus	D		4	4	4	4	4
Maximum Static Press. Msp	Msp	N/mm <sup>2</sup>	6	6	6	6	6
Maximum Static Press. Msp	Msp	kg/cm <sup>2</sup>	60	60	60	60	60
Maximum Overload Pressure	MOP	N/mm <sup>2</sup>					

Static Loading Pressure																		
	MPa	N/mm <sup>2</sup>	kg/cm <sup>2</sup>	fsv	fdv	d	fsv	fdv	d	fsv	fdv	d	fsv	fdv	d	fsv	fdv	d
	0.10	0.10	1	276	551	0.00	159	318	0.01	123	246	0.02	101	201	0.03	78	156	0.04
	0.25	0.25	2.5	174	349	0.01	101	201	0.03	78	156	0.04	64	127	0.06	49	99	0.10
	0.50	0.50	5	123	246	0.02	71	142	0.05	55	110	0.08	45	90	0.13	35	70	0.21
	0.75	0.75	7.5	101	201	0.03	58	116	0.08	45	90	0.13	37	73	0.19	28	57	0.31
	1.00	1.00	10	87	174	0.03	50	101	0.10	39	78	0.17	32	64	0.25	25	49	0.42
	1.25	1.25	12.5	78	156	0.04	45	90	0.13	35	70	0.21	28	57	0.31	22	44	0.52
	1.50	1.50	15	71	142	0.05	41	82	0.15	32	64	0.25	26	52	0.38	20	40	0.63
	2.00	2.00	20	62	123	0.07	36	71	0.20	28	55	0.33	23	45	0.50	17	35	0.83
	2.50	2.50	25	55	110	0.08	32	64	0.25	25	49	0.42	20	40	0.63	16	31	1.04
	3.00	3.00	30	50	101	0.10	29	58	0.30	23	45	0.50	18	37	0.75	14	28	1.25
	4.00	4.00	40	44	87	0.13	25	50	0.40	19	39	0.67	16	32	1.00	12	25	1.67
	5.00	5.00	50	39	78	0.17	23	45	0.50	17	35	0.83	14	28	1.25	11	22	2.08
	6.00	6.00	60	36	71	0.20	21	41	0.60	16	32	1.00	13	26	1.50	10	20	2.50

Vertical		
Static Natural Frequency	Hz	fsv
Dynamic Natural Frequency	Hz	fdv
Static Deflection	mm	d

This information is for guidance only



**Farrat Isolevel Ltd.**  
 Balmoral Road, Altrincham, Cheshire WA15 8HJ. England GB  
 Tel: +44 (0) 161 924 1600 Fax: +44 (0) 161 924 1616  
 email: sales@farrat.com www.farrat.com