



Jackmounts


Jack Screw Support with Farrat's High Performance Anti-Vibration and Damping Pads

For more information visit: www.farrat.com

Why choose Farrat Jackmounts?

Farrat Jackmounts offer a simple secure and economical means of supporting and installing machinery suited to jackscrew support.

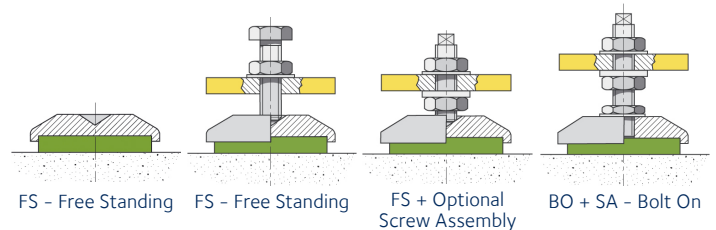
Manufactured by Farrat, they have been used for decades in thousands of applications around the world. Farrat Jackmounts should not be used under machines with strong vertical or horizontal shock forces (instead consider Farrat Isomounts, Farrat Wedgemounts or Farrat Isolated Foundations).



Features & Benefits

- Enables excellent, stable seating on uneven floors
- AV Pad adhered to each Jackmount
- High vibration damping to improve machine performance, reduce machine wear and lower noise levels
- Reduce shock transmission to and from the machine

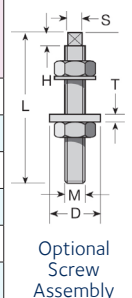
Please specify Vibration Damping Grades when ordering.



Farrat Jackmounts - Load Capacities, Dimensions & Variants									
Model	Maximum Loads per Mount for AV Pad Grades			Base size (mm)	Base Heights (mm)	Base Material	Jackmount Variant	"FS Cone Diameter C"	Possible SA Screw Sizes
	(kg)	(kg)	(kg)						
JCM	-50	-70	-90	D	H				
060*	150	300	500	70	25	Cast Iron 250	FS (+SA), BO (+SA)	20	M10, M12, M16
080*	250	500	1000	90	25	Cast Iron 250	FS (+SA), BO (+SA)	22	M10, M12, M16, M20
100*	400	800	1400	110	25	Cast Iron 250	FS (+SA), BO (+SA)	26	M12, M16, M20, M24
130*	650	1300	2400	140	27	Cast Iron 250	FS (+SA), BO (+SA)	28	M12, M16, M20, M24
170*	1100	2200	4000	180	27	Cast Iron 250	FS (+SA), BO (+SA)	32	M16, M20, M24

Mounting Required	Typical Applications for appropriate AV Grade	AV Pad Grade	AV Pad Material	AV Pad Thickness
Soft	Vibration sensitive equipment e.g. Measuring, Test, Optical, Laboratory Equipment	-50	NBR50-10P2	10
Elastic	Active shock & vibration e.g. Injection Moulders, Packaging Machines	-70	NBR70-10P2	10
Very Stiff	Very Stiff with damping e.g. Lathes, Transfer Machines, Grinders	-90	SG10-P2	10

Screw Assemblies (SA)					
Used to convert a plain hole in a machine base into a levelling screw (All Dimensions: mm)					
SA Screw Size & Pitch	S	H	D	T	Length
SA M10x1.5	8	10	30	5	80
SA M12x1.75	8	10	30	5	100
SA M16x2	11	10	40	6	150
SA M20x2.5	13	10	40	6	180
SA M24x3	18	10	50	8	180



Jackmount Order Examples:

Product	+Model	+AV Pad Grade	+Variant	+Thread	+Optional Screw
JCM	080	-70	FS	-	-
JCM	080	-70	BO	M16x2	x150

=


Full Order Code
JCM 080 -70 FS
JCM 080 -70 BO M16x2 x150

Captive Jackmounts

Farrat Captive Jackmounts integrate a tilting pendulum screw.

Features & Benefits

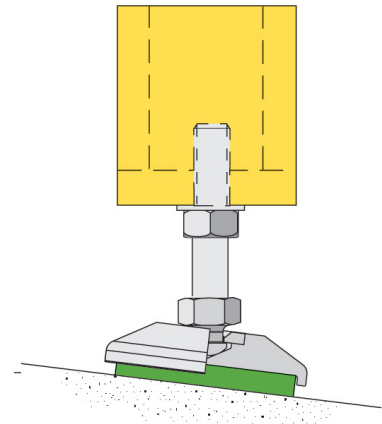
- Integrated pendulum screw with up to 5° tilt in all directions
- Enables excellent, stable seating on uneven floors
- Reduce shock and vibration transmission to and from the machine
- High friction grip so machines don't move
- Factory layout flexibility (no bolting down or grouting)
- Variety of versions to suit different applications including; general machine tools, Scanning & X-ray Machines, Conveyors and Lathes



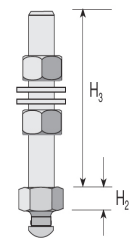
JMP - Bright zinc plated Farrat Jack Screw Supports

Farrat Captive Jackmounts - Typical Applications & Appropriate Anti-Vibration (AV) Pad Grade				
Mounting Requirement	Typical Applications	AV Pad Grade (To be spec)	AV Pad Material	"AV Pad Thickness (mm)"
Soft	Vibration sensitive equipment e.g. Measuring, Test, Optical, Laboratory Equipment	-50	NBR50-10P2	10
Elastic	Active shock & vibration e.g. Injection Moulders, Packaging Machines	-70	NBR70-10P2	10
Stiff	High stiffness with damping e.g. Machine Tools, Printing Machines	-90	SG10-P2	10

Farrat Captive Jackmounts - Load Capacities and Dimensions							
Model	"Maximum Loads per Mount for AV Pad Grades"			Dimensions		Tilt in All Directions	Base Material
	(kg)	(kg)	(kg)	(mm)	(mm)		
JMP	-50	-70	-90	D	H1		
60*	150	300	400	70	25	5°	Cast Iron 250
80*	250	500	800	90	25	5°	Cast Iron 250
100*	400	800	1200	110	25	5°	Cast Iron 250
130*	650	1300	2000	140	27	5°	Cast Iron 250



Farrat Captive Jackmounts - Pendulum Screw Dimensions						
Screw Size & Pitch		Spanner Required A/F	H2 (mm)	H3 - Screw Length (mm)		
PSP	M10x1.5	17	21	94	-	-
PSP	M12x1.75	19	23	90	140	-
PSP	M16x2	24	25	90	140	-
PSP	M20x2.5	30	32	90	140	-
PSP	M24x3	19	23	-	150	200



All information in this brochure is for guidance only based on current knowledge and may be subject to change and correction.